
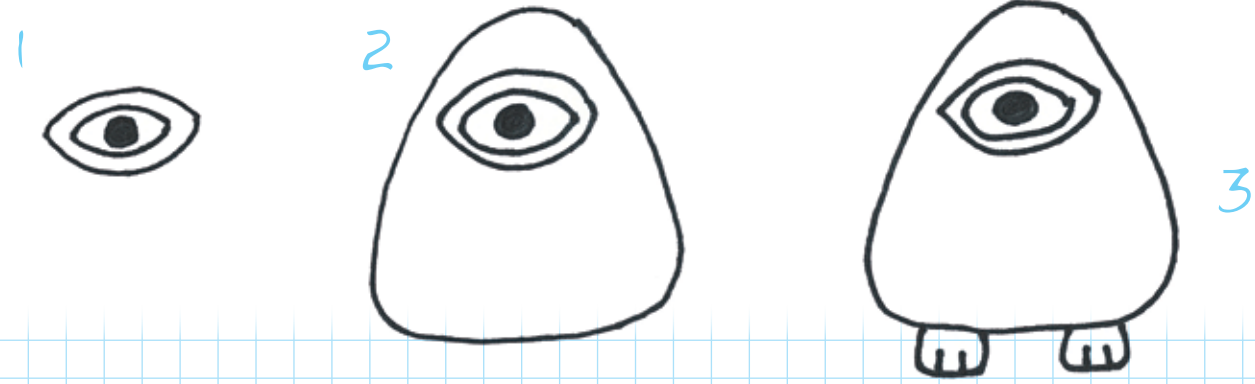
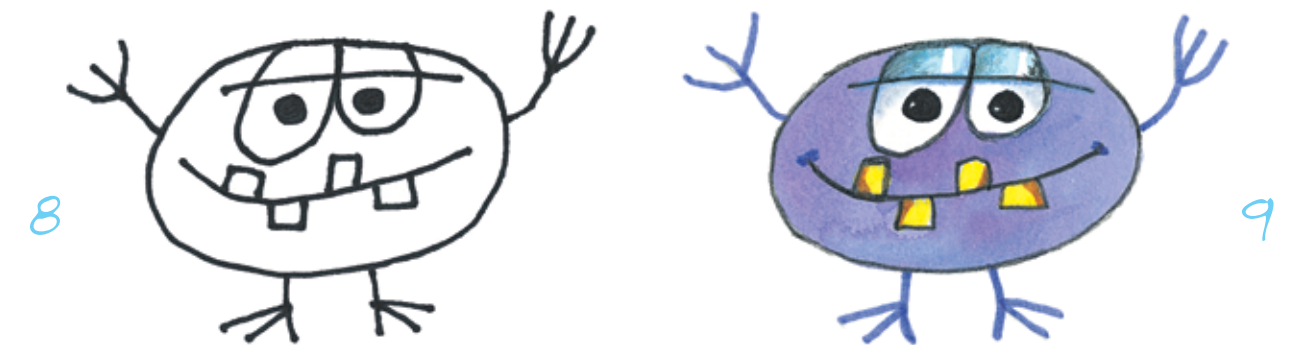




Now that you know how to draw faces, it's time to make
a few comic book characters, step by step.
They're easy and fun.




Some very comic aliens




Here are ...

2 games for you:




Invent characters by using some
of these features.
Here's an example for you.





Copy these drawings
onto a sheet of paper
and ask your friends
to finish them.

YOU CAN DO IT AS MANY TIMES AS YOU LIKE.
HERE'S AN EXAMPLE.

The image is the most important thing in comics.
You tell stories by making a series of drawings.
You've seen how characters can be simple, but they
must be expressive.



Words aren't
always necessary



NOW, YOU ARE READY TO TELL YOUR OWN
STORIES, BY DRAWING COMIC PANELS WITH YOUR
OWN PERSONAL STYLE!